



2016 + THE TRUTH IS ON THE WATER

UNRIVALED. UNBEATABLE. UNBELIEVABLY FUN.

Maximize your fun and hit your next level with Malibu, the best-selling, most innovative, and most versatile watersports boat in the world.

Built with the highest quality and focused on being the safest and most versatile boat out there—and designed to always leave the competition behind—Malibu is the only way to go if you want to do it all. Ride, surf, ski, tube, or just cruise—and know you're in the finest watersports boat on earth. Others may talk a big game, but the truth is on the water. With a dedication to unrivaled performance, quality, safety, and luxury, Malibu remains the leader of the pack, with first-to-market, revolutionary innovations and—thanks to our awesome fans—the lion's share of sales worldwide, year after year.

We design and build the best so you can do your best—and enjoy a life without limits on the water.



CONTENTS

06 INNOVATION TIMELINE	90 RESPONSE SERIES
08 SAFETY	100 MALIBU TRAILERS
09 WARRANTY	104 SALT RESISTANCE PERFORMANCE
10 COMMAND CENTER	106 MALIBU AUSTRALIA
14 INTEGRATED SURF PLATFORM & SURF BAND	107 SOVEN EDITION
16 SURF GATE	108 EVOLUTION PRO COMPETITION SERIES
18 POWER WEDGE II	109 CELEBRITY AMBASSADORS
20 BALLAST SYSTEMS	110 MALIBU PRO TEAM
22 TOWERS	112 MALIBU LIFE
24 POWER	114 GEL-COAT COLORS
26 UPGRADE TO INBOARD	116 FEATURED OPTIONS
28 THE MALIBU WAY	118 STANDARD PACKAGES & OPTIONS
32 WAKESETTER SERIES	

◆ THE MALIBU STORY ◆

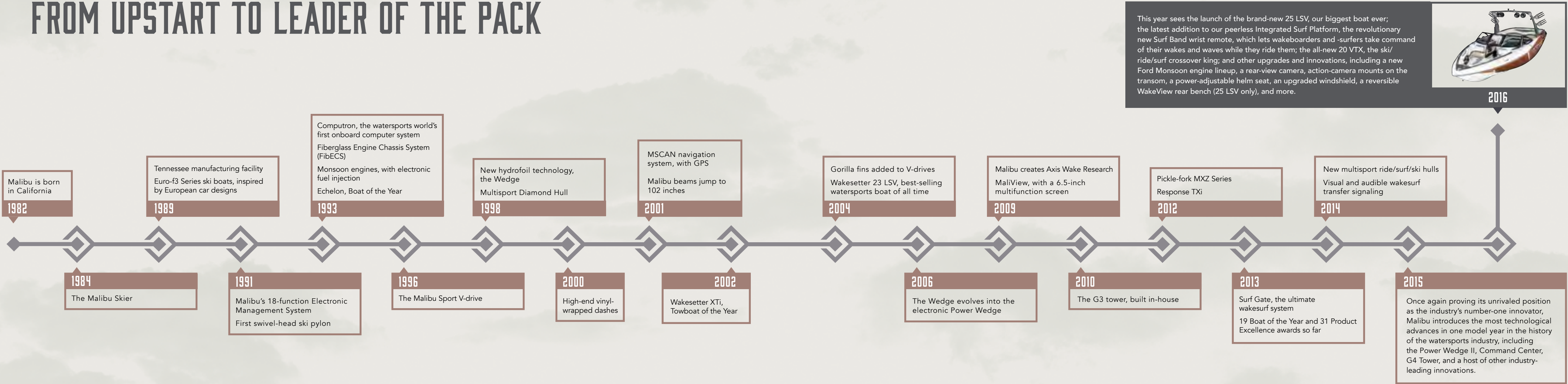
In 1982, six friends who shared a common passion for waterskiing began building gorgeous, custom ski boats in a small shop in Merced, California. They named their new company Malibu, after the SoCal watersports haven. Unsatisfied with the offerings of the old guard, and seeing countless ways to improve upon existing standards, the friends set out to make nothing less than the finest towboats in the world, with a focus on performance and luxury. They were young, bright perfectionists who saw a great opportunity. Malibu was a company open to fresh ideas, full of athletes and craftsmen and -women who believed that distinction was to be found in the details—and getting them just right.

Today, 34 years later, Malibu's heart remains unchanged, yet the company has transformed itself from an upstart to the undisputed leader of the pack, changing the watersports industry time and time again with a seemingly endless honor roll of truly cutting-edge innovations. Remaining true to that original vision and dedication to perfection has taken Malibu from that small shop in Merced to the very top. Malibu is now the world's largest manufacturer of watersports towboats, owning over a third of the worldwide market share, almost as much as its top two competitors combined. Malibu sells the Wakesetter and Response models, as well as the Axis Wake Research brand, through a global dealer network, with some 450 employees and three manufacturing facilities—in Merced, California; Loudon, Tennessee; and New South Wales, Australia.

There's a lot of noise and distractions out there, but check the facts: there's only one towboat brand that dominates the competition globally. There's only one #1.

THAT'S MALIBU.

FROM UPSTART TO LEADER OF THE PACK



CONSISTENT
RECOGNITION



19

Boat of the Year wins
(+33 Product Excellence awards)

EVER HIGHER
DEMAND



40%

North American market share
Malibu commands—thanks to
our awesome fans

BUILT SAFE,
BUILT TO LAST



60,000+

Malibu boats on the water
— and counting

ACCELERATED
GROWTH: 2009–2014



10% IN 5
YEARS

Market-share growth (from 23
to 33 percent total) to become #1

SAFER IS SMARTER

Designed to be the safest performance towboat on the water, Malibu always has fun with family and friends in mind. Which means making sure our customers have peace of mind, too. One of our most practical safety features is our V-drive engine, which places the propeller well under the boat, far away from swimmers and surfers. V-drives also keep the bow down for maximum visibility, and their rudder independence means a Malibu is much more maneuverable and agile than any old-school inboard/outboard boat, giving you the ability to stay as safe as possible out on the water.



TRUSTED ALL OVER THE WORLD

Malibu's warranty stands among the best in the industry. Talk to your dealer about our dedication to 100% customer satisfaction.

- Lifetime hull warranty
- 5-year comprehensive warranty for components, trailers, and engines
- Warranty is transferrable to second owner
- Biminis and covers fall under warranty

BOATS

- Structural Limited Warranty: Lifetime
- Base Limited Warranty – Freshwater: 5 Years
- Base Limited Warranty – Saltwater: 3 Years
- Gel Coat & Powder Coat Limited Warranty: 1 Year

TRAILERS

- Base Limited Warranty: 5 Years
- Paint Limited Warranty: 1 Year



COMMAND CENTER

In 2014, Malibu became the first to market with a 12-inch touchscreen, which joined our seven-inch MTC touchscreen to form the display for our state-of-the-art Command Center, giving the driver endless data in an easy-to-navigate interface. Every major feature is on the home screen, menu paths are streamlined, and each component meets IP60 water-intrusion standards.

Built with more processing power, higher levels of integration, a feature-packed operating system, and powerful wireless connectivity, the Command Center is as refined and easy to use as that of any luxury car, its bright, high-resolution displays representing the most advanced screen technology available. Both displays are glareproof, and a 170-degree viewing angle allows you to read them from any helm position, no matter the light conditions. An optional rear-view camera lets the driver watch riders while still enjoying a comprehensive, real-time readout of all boat operations, and with the engine off,

the rear-view display becomes a PDF viewer for the owner's manual. A push of the ingenious "Go Home" button releases all your ballast, disengages Surf Gate, stows the Power Wedge II, and sets speed control at 20 miles per hour.

The Command Center's Sport Dash option includes an expandable smartphone cradle, dry-storage box with USB charger, and an intuitive analog control dial for the Surf Gate, Power Wedge II, speed, and stereo. This dial is a great convenience and a cinch to get the hang of, allowing the driver to control all of the above with one hand—and without taking their eyes off the water. Only Malibu offers its customers so much versatility, with both a state-of-the-art digital interface and such a smart but simple hands-on control.



MALIVIEW

The 12-inch MaliView touchscreen provides simple control of systems like the Power Wedge II, Surf Gate, ballast, and navigation, with fast, easy access to customizable rider presets, media controls, and a variety of rich gauge displays. The Mobile Device Gateway streams audio and uploads rider presets via Bluetooth and the free Perfect-Pull smartphone app.

M.T.C.

The seven-inch MTC touchscreen is your interface for controlling your stereo and lights, accessing GPS maps, and operating your heat, bilge, and blower systems.

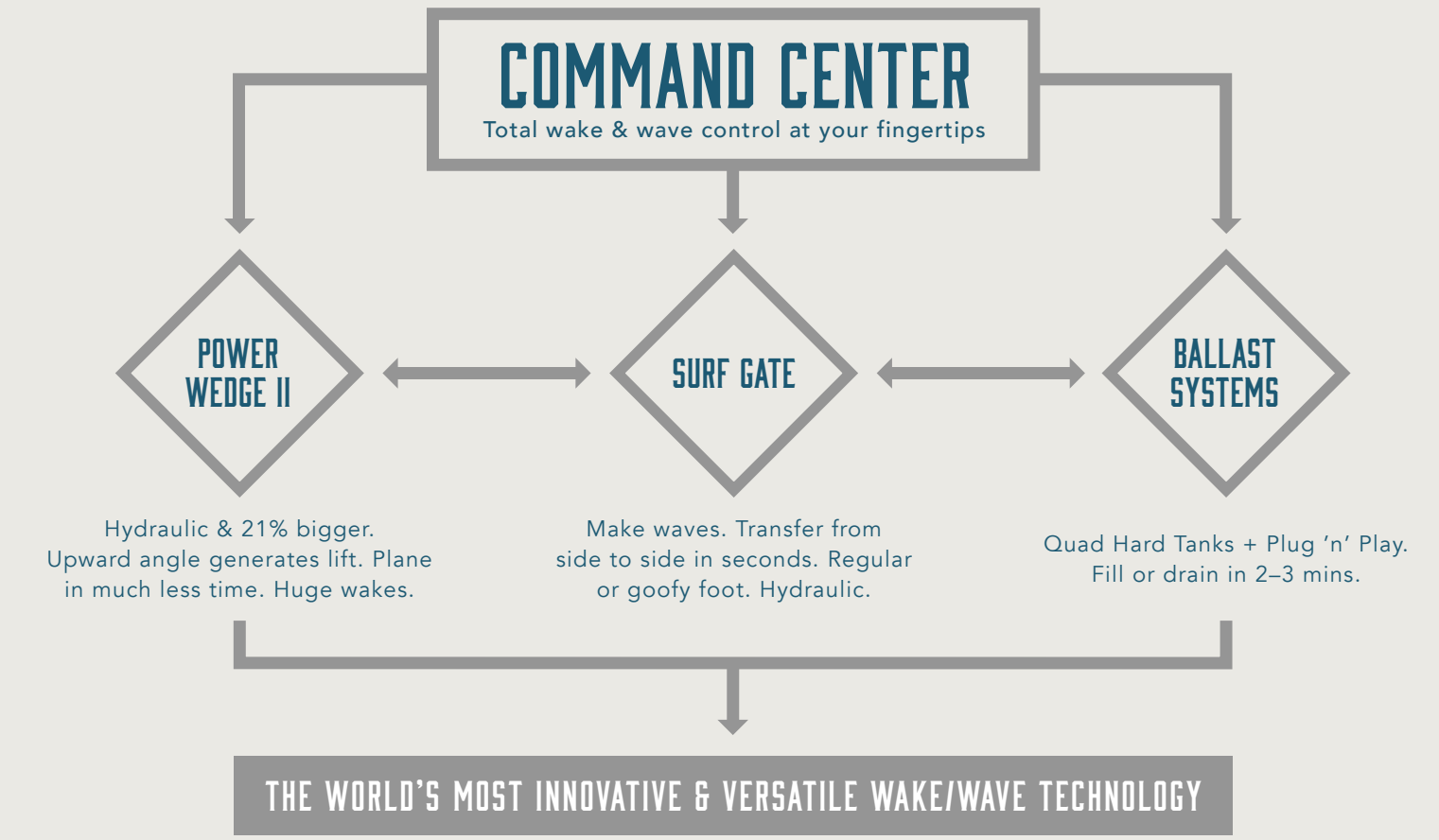
ROCKFORD FOSGATE STEREO SYSTEM

This Malibu exclusive features 45x4 watts of power, AM/FM tuner, touchscreen display, and iPod/iPhone control, plus it's compatible with MP3s, MPEGs, and Sirius satellite radio.

- 1 MaliView
- 2 MTC & Rockford Fosgate stereo
- 3 Analog control dial
- 4 Expandable smartphone cradle

CREATE PERFECT CUSTOM WAKES & WAVES WITH EASE

HOW MALIBU GIVES EVERY RIDER EXACTLY WHAT THEY WANT



ENDLESS RIDE & SURF OPTIONS FOR EVERYONE



INTEGRATED SURF PLATFORM

When you're in a Malibu, the sum is indeed greater than its parts... And when the parts are all revolutionary, industry-changing innovations, you get Malibu's peerless Integrated Surf Platform—or ISP for short. Since 2012, when we introduced our revolutionary Surf Gate system, Malibu has offered much more than a commodity, like our competitors. Instead, we've given our customers a comprehensive, integrated platform unequalled in performance, innovation, customization, and adjustability. Malibu designs and builds everything on a platform, with an eye on the future, to ensure total, seamless integration of innovations.

What do you want to do behind the boat? Whatever it is, Malibu's ISP has got you covered.

The ISP is composed of a number of Malibu's unique industry firsts, including our advanced performance hulls, specifically tailored to each model; model-specific swimboards; our Quad Hard-Tank Ballast system and automated Plug 'n' Play ballast; our model-specific, hydraulic Surf Gate wave-creation technology; and our new Surf Band wrist remote, which allows you to control every aspect of your wakes and waves... while you ride them. And then there's the incredible customization of Malibu's hydraulic Power Wedge II, a patent-protected proprietary hydrofoil that absolutely no one else can offer you. There's no question that Malibu's ISP is truly the only totally integrated platform in the world of watersports towboats.



SURF BAND

Welcome to the future: make any wave you want—while you surf it. With the introduction of our exclusive, patented Surf Band wrist remote, Malibu changes the game yet again. Just strap the buoyant, hi-viz Surf Band to your wrist and tap its simple, intuitive interface to take command of all aspects of your endless wave, while Command Center alerts let the driver know what you're up to. If you're surfing, you're in control, remotely dialing in the perfect wave with our Surf Gate and Power Wedge II hydrofoil. Get inside the curl or hang back 20-plus feet. It's your wave; fine-tune it any way you want. And if you're wakeboarding, the Surf Band lets you take charge as well, controlling the Power Wedge II and your speed as you ride.



SURF GATE



Imagine total wake control at your fingertips. It's yours with Malibu's revolutionary Surf Gate, the first wave-maker to appear on the market. Surf Gate has consistently and easily outperformed and outsold every competitor copy since it came out. With an almost 100 percent adoption rate, we sell well over 3,000 Surf Gate systems per year, dwarfing our competition. Equipped with the hydraulic Surf Gate, our bigger, more versatile, hydraulic Power Wedge II, the refined engineering of our wake-and-wave-maximizing hulls, and our on-the-fly Quad Hard-Tank and Plug 'n' Play ballast systems, Malibu's 2016 models can make monster wakes and then literally turn them into the biggest waves the industry has ever seen, creating

the most dynamic playground for wakesurfing ever. Whether via the Command Center, if you're driving, or via the new Surf Band wrist remote, if you're surfing, all you have to do is lift a finger to transform the world's best watersports wake into a perfect, surfable wave, easily shifting the lip from side to side for transfers and regular or goofy foot. Fast actuators on the dual Surf Gates mean easier transfers, and an indicator horn and optional light signals let riders know when to make their move. Passengers never have to pile up and lean the boat; they can just sit back, relax, and enjoy the action while the driver or surfer controls it all with ease, creating a smooth custom wave on either side. Surf Gate is not only the original; it's truly the ultimate wakesurf system.

THE ULTIMATE WAKESURF SYSTEM



POWER WEDGE II

Our exclusive, patent-protected Power Wedge II hydrofoil—now with a hydraulic actuator—is an evolutionary leap, the greatest thing to happen to watersports since Surf Gate.

Compared with the original Power Wedge, the bigger, more versatile, hydraulic Power Wedge II features a larger foil, with a 21 percent surface-area increase, equating to an additional 300 pounds of ballast, for a total of 1,500 pounds of wake-creating water displacement. On top of this massive boost, a new upward angle radically increases lift, allowing the driver to get a fully loaded boat planing much faster, saving you time and gas money. The more symmetrical wake that the Power Wedge II hydrofoil creates is also taller, longer, and cleaner. And, of course, if you engage our Surf Gate—another exclusive Malibu first—you can transform that monster wake into a wicked wave, either via our dual-touchscreen Command Center or our new Surf Band wrist remote. No other manufacturer can offer anything like Malibu’s Power Wedge II. This revolutionary hydraulic hydrofoil works with our engineered hull designs, hydraulic Surf Gate, Quad Hard-Tank Ballast, Plug ‘n’ Play ballast, and Surf Band as part of Malibu’s peerless Integrated Surf Platform, or ISP, to give you the ultimate watersports experience.



PROFESSIONAL



ADVANCED



INTERMEDIATE



BEGINNER



“”

MALIBU HAS LITERALLY CHANGED EVERYTHING—AGAIN...

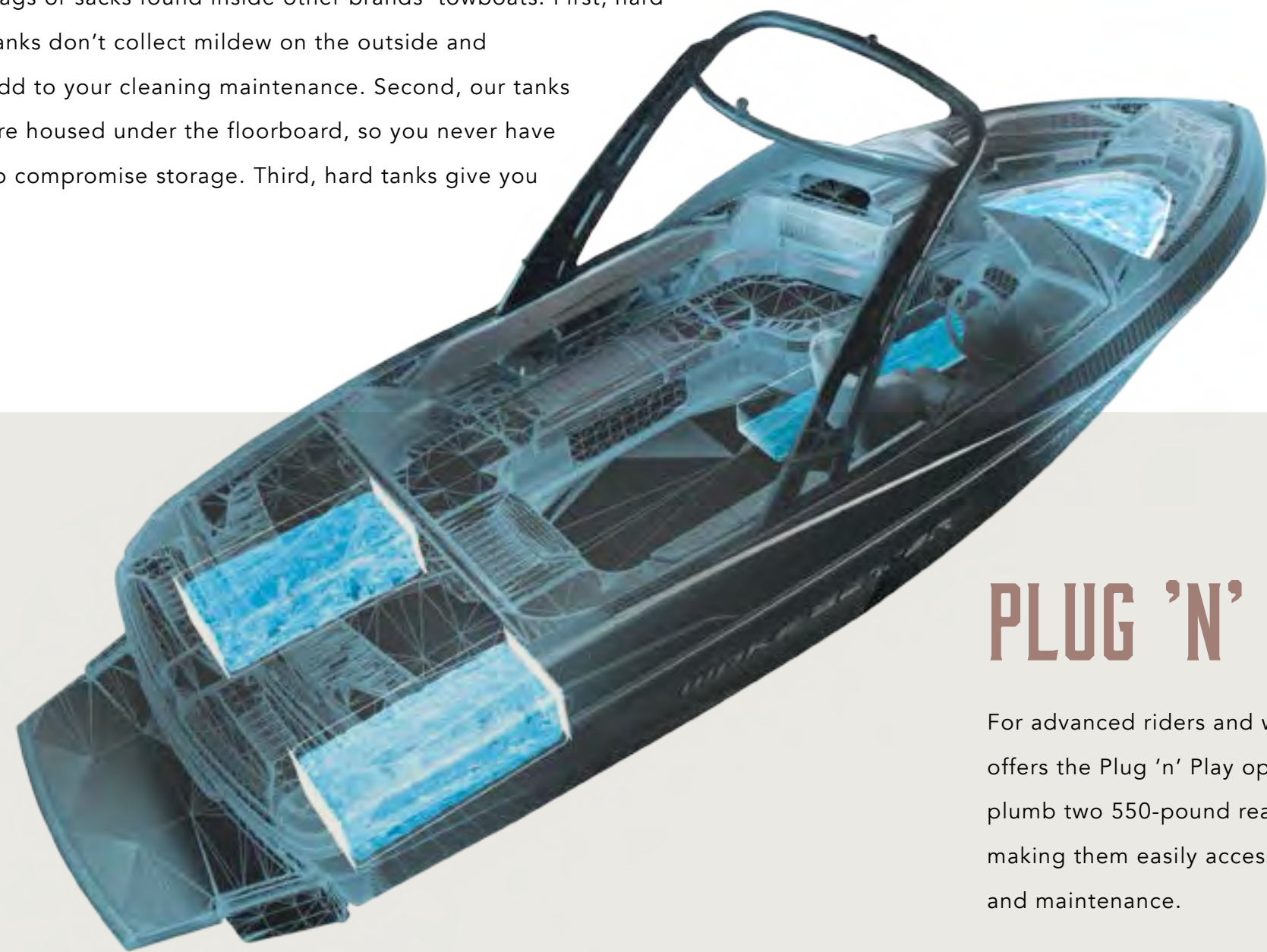
with the Power Wedge II. The performance is unprecedented. Nothing else out there can touch it. Every time I go out, whether I’m driving or riding, I’m still amazed at how technologically advanced the boats are. As a veteran pro who loves the sport and wants to see it thrive, there’s nothing like being a part of the company that dominates and drives innovation across the industry to such an incredibly high degree that they’re in a league all their own. There is no competition. Malibu’s on another level.

PHIL SOVEN, Malibu Pro Team

QUAD HARD-TANK BALLAST

Malibu's Quad Hard-Tank Ballast system is the best, most discreet way to add significant weight or balance out your load to create the exact wake or wave you desire. Ranging from a total of 1,250 pounds to 1,825 pounds across the Wakesetter line, the QHTB has a ton of no-brainer benefits versus the stock bags or sacks found inside other brands' towboats. First, hard tanks don't collect mildew on the outside and add to your cleaning maintenance. Second, our tanks are housed under the floorboard, so you never have to compromise storage. Third, hard tanks give you

accurate level readings, whereas sacks suffer from inaccuracies. Choose to fill or drain one tank at a time or fill/drain all with a tap of the Command Center touchscreen. Lastly, sacks are just soft, exposed to the elements, and prone to punctures, seam tears, and fixture leaks.



PLUG 'N' PLAY

For advanced riders and wakesurfers, Malibu offers the Plug 'n' Play option, which lets you plumb two 550-pound rear sacks into the MLS, making them easily accessible for visual checks and maintenance.

ALWAYS CLEAN & CONSISTENT

When we ask Malibu owners what they think about their wake, we often hear it described as "clean and consistent." It's what Malibus are known for. For everyone from first-time riders to top pros, our Wakesetters offer the versatility to set the size and shape of your ideal wake for peak progression—all at the driver's fingertips with our accurate, adjustable ballast systems and hydraulic Power Wedge II hydrofoil.

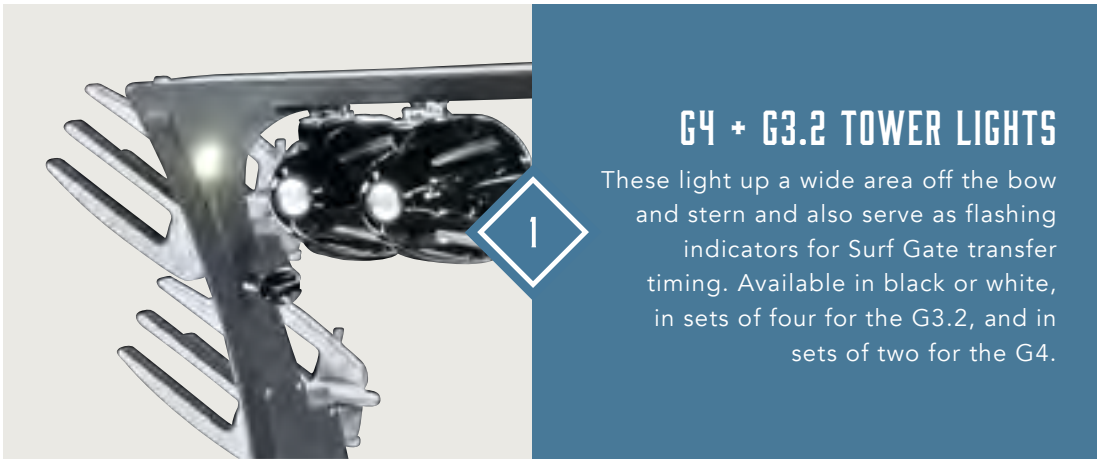




G4 TOWER: Malibu's cutting-edge G4 Tower is a torture-tested feat of engineering with thousands of R&D hours behind it, setting the gold standard for the watersports industry. Aerospace aluminum and an internal honeycomb structure provide the optimal strength-to-weight ratio, making the G4 three times more rigid than even its premium predecessor. Malibu's exacting attention to detail is evident in the automatic visible locks, a completely integrated wiring harness, Z5 Bimini compatibility, and zero pinch points. The G4's sleek, aggressive design is apt for such a technologically advanced tower, but it's also as user-friendly as can be, taking less than 30 pounds of force to easily lift, lower, and latch.




G3.2 TOWER: Malibu is the only maker in its segment to manufacture its towers in-house, increasing and controlling quality while reducing cost, and the G3.2 is proof that we give you superior quality at the highest value. While it features easy latching, powerful lights, stainless-steel hoops, and anodized and powdercoated components, the G3.2, like the G4, can also go beyond utility and strength to house a serious sound system: opt for swivel-mounted, high-fidelity G-Force Wet Sounds speakers to set the soundtrack for your ride.




G4 + G3.2 TOWER LIGHTS

These light up a wide area off the bow and stern and also serve as flashing indicators for Surf Gate transfer timing. Available in black or white, in sets of four for the G3.2, and in sets of two for the G4.



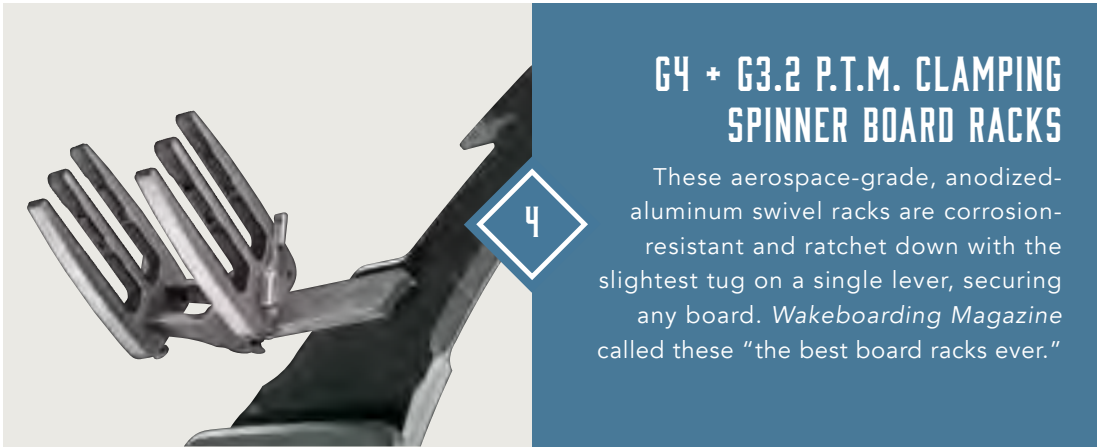
G3.2 TOWER MIRROR

Housed in an aluminum billet with an adjustable arm, this mirror offers high-definition, prescription-grade optics with a 140-degree field of view.



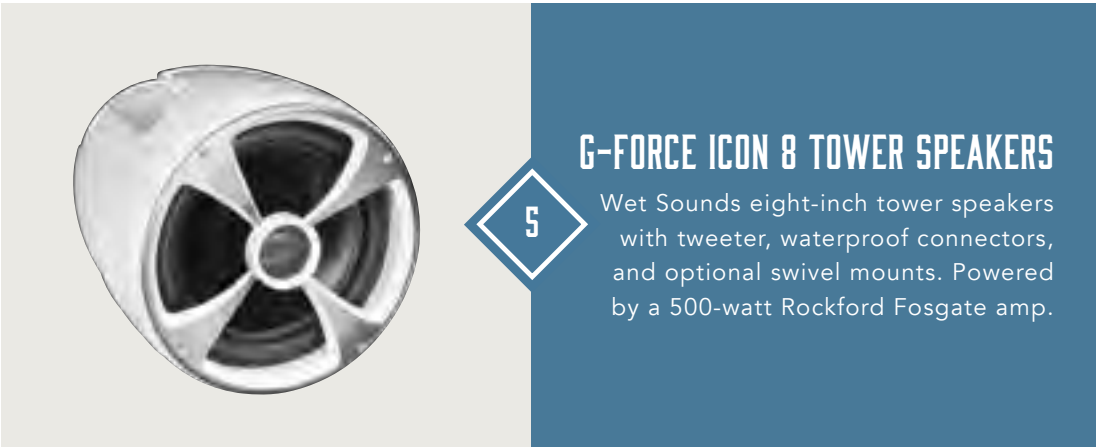
G-FORCE REV 8 TOWER SPEAKERS WITH HORN

Wet Sounds eight-inch tower speakers with horns offer full mid-bass sound and clean, detailed highs. Feature Malibu-designed G-Force enclosure with waterproof connectors and optional swivel mounts. Powered by a 500-watt Rockford Fosgate amp.



G4 + G3.2 P.T.M. CLAMPING SPINNER BOARD RACKS

These aerospace-grade, anodized-aluminum swivel racks are corrosion-resistant and ratchet down with the slightest tug on a single lever, securing any board. *Wakeboarding Magazine* called these "the best board racks ever."



G-FORCE ICON 8 TOWER SPEAKERS

Wet Sounds eight-inch tower speakers with tweeter, waterproof connectors, and optional swivel mounts. Powered by a 500-watt Rockford Fosgate amp.



Z5 CARGO RACK + BIMINI OPTIONS

The top-of-the-line Z5 provides ample shade and also holds boards, inflatables, and accessories. It tilts down for easy loading from the boat and includes quick-connect tie-down straps for safe trailering. Malibu's standard bimini provides shade and rope storage. The Deluxe Surf bimini offers the same but with surfboard storage as well.

POWER

Malibu settles for nothing less than the finest, running what are without a doubt the industry's top marinized engines, optimized for life on the water. For 2016 Wakesetters, our new Monsoon engines with super-duty blocks built by Ford start at 410 foot-pounds of torque and go up to 575 (see opposite). The Monsoon engines in our Response performance ski boats feature a 1:1 gear ratio and run from 5.7 to six liters, with your choice of 350, 410, or 450 foot-pounds of torque. Talk to your dealer about which powerhouse is right for you, then pair it with the ideal precision-machined propeller. And if the ocean is your aim, you'll want our Salt Resistance Performance package.

FIBERGLASS ENGINE CHASSIS SYSTEM (FIBECS)

Malibu's patented innovation is the backbone of every single hull: the engine is through-bolted to the FibECS spar, which translates to a quiet, vibration-free ride while allowing active air induction, for better performance and durability. This construction technique creates a stronger hull and a smoother ride for every boat.

WAKESETTER ENGINE SPECS

MONSOON 410: 6.2L – 410 ft.-lbs. torque – 1.76:1 gear ratio



MONSOON 450: 6.2L – 450 ft.-lbs. torque – 1.76:1 gear ratio



MONSOON 575 SUPERCHARGED:
6.2L – 575 ft.-lbs. torque – 1.5:1 gear ratio



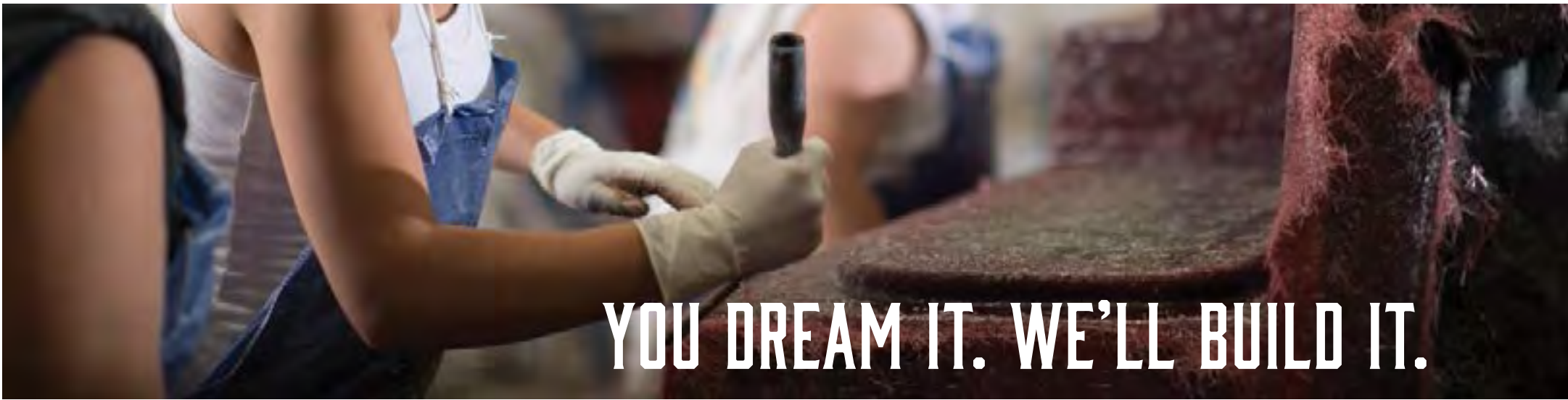
UPGRADE TO INBOARD: IT'S THE WISEST WAY TO GO

WHY CHOOSE A MALIBU V-DRIVE OVER A TRADITIONAL
I/O? BECAUSE IT'S SMARTER, SAFER, AND STRONGER.

A Malibu V-drive does everything an I/O can do
and much, much more:

- Zero bow rise when unballasted. Clean sightlines.
No standing necessary.
- Faster, tighter turns. No rollover. Unequaled agility.
- Customized wakes for riders and surfers of all levels.
- The maximized torque of V8 engines. I/O V6 engines
can't provide the necessary muscle.
- Augmented with the unique watersports technologies
of our Integrated Surf Platform.
- Ride, surf, ski, tube. Wakes and waves on demand.
- A safer propeller, positioned well under the boat, away
from swimmers and surfers.





YOU DREAM IT. WE'LL BUILD IT.



Every Malibu is made to order, a fully custom design based on your exact specifications and your vision for the ultimate ride. Since Malibu was born, we've focused on building nothing less than the best watersports boats in the world—and we've achieved this through an unprecedented focus on cutting-edge engineering, design, performance, and safety, with relentless attention to detail. Our engineers and athletes rigorously test prototypes in the lab and out in the field, never compromising on anything. We also listen very, very closely to our pros, customers, and dealers. And we watch the industry like a hungry hawk. Innovation and performance are our touchstones. You having the best of the best is our goal. And our people make it all possible.

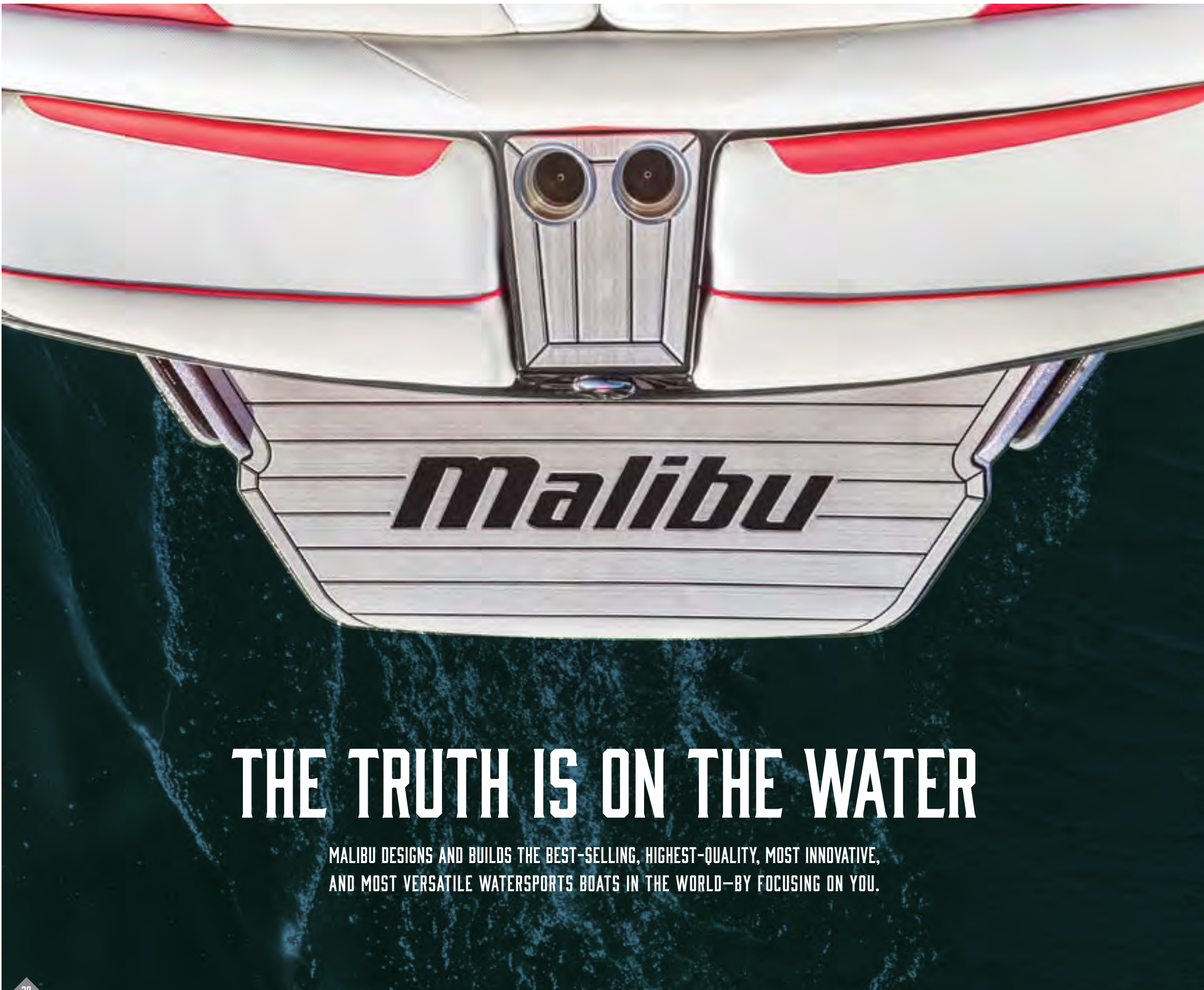
It's no accident Malibu makes the best-handling watersports boats on earth. The mantra around our factories is a simple one: "continuous improvement." Every hour of every day, we're looking to top ourselves. We do everything possible in-house and are always working to bring more under our roof, for the highest possible quality control. This is as true

in our Australian factory as it is in our U.S. factories, in Tennessee and California. We're all united in our quest to be the absolute best. Some of our competitors think as few as two layers of woven hull is enough, and most use only six; we don't stop until we've laid up eight. Our Wakesetters feature beam widths ranging from 98 to 102 inches; some in our industry stop at 92. We're the only ones who make our own towers, saving you thousands at retail. New parts are always being produced in our machine shop, so that we control costs and the supply chain, giving you the world's highest-quality towboats at the best possible price.

This passionate dedication ripples outward endlessly. Consider our safety record: 60,000-plus boats on the water without a problem. Count our people on the ground: Malibu has the largest domestic and international dealer network, just waiting to serve you. And, of course, just look at our fans: our people are the heart and soul of our company, but our fans are the lifeblood, out there living a life without limits on the water, showing the world the Malibu way.



**THE
MALIBU WAY**



THE TRUTH IS ON THE WATER

MALIBU DESIGNS AND BUILDS THE BEST-SELLING, HIGHEST-QUALITY, MOST INNOVATIVE, AND MOST VERSATILE WATERSPORTS BOATS IN THE WORLD—BY FOCUSING ON YOU.

Malibu is known for being the most innovative company in the history of the watersports industry, with a long honor roll of cutting-edge catalysts that have reshaped the industry over and over again.



We shifted the market from direct-drive boats to high-performance V-drive boats, and we introduced the first wake-specific hull; the first onboard computer system; the ingenious Power Wedge hydrofoil; the revolutionary Surf Gate; the Surf Band wrist remote; and the best-selling ski/wake/surf boat of all time, the Wakesetter 23 LSV.

Year after year, Malibu sells more watersports boats than anyone else. In five short years, we went from being second in market share to being far and away the leader. But all of this success isn't because we're lucky. It's because we focus on our customers, listen to their feedback, and always work to improve and develop products that meet the needs of our customers where it matters: on the water. It's why our industry-changing innovations, incredible versatility, and ideal mix of performance and pleasure lead the pack. Our competition simply can't keep up.



20
VTX



22
VLX



23
LSV



25
LSV



20
MXZ



22
MXZ



24
MXZ



WAKESETTER SERIES

WAKESETTER
20 VTX
CROSSOVER KING



ONE BOAT, THREE SPORTS, ZERO COMPROMISES



World-class slalom flats, unbelievably massive surf waves, and huge wakes—all with one boat? Yes. Grab your family and friends and head out to ski, ride, and surf with equally epic results behind the completely new 2016 Wakesetter 20 VTX, the crossover boat the pros are raving about. The all-new 20 VTX exceeds every expectation by pulling off this competition-crushing trifecta, especially for a boat its size. From slalom master Thomas Degasperi to wake hero Phil Soven to surf genius Brian Grubb, these Malibu watersports champions can't believe the unequaled versatility and performance of this do-it-all dream boat.



20 VTX

AGILITY

3,500
LBS.

SEATS
11



20 VTX

NEW FEATURES FOR 2016

- New helm seat
- New upholstery
- New windshield design
- New G3.2 Tower hoop-color options
- Larger phone holder
- Phone profiles via Bluetooth
- Malibu-branded drop-in Igloo coolers

NEW OPTIONS FOR 2016


- New hydraulic Surf Gate with Surf Band wrist remote
- WakeView back-up camera
- Action-camera mounts on the transom
- Power-adjustable helm seat
- Fender locks
- Drain-plug sensors
- 300% brighter underwater lights
- Deckadence carpet
- 115v AC power inverter
- Dry-storage box in helm seat base
- New gel-coat and vinyl colors

See "Standard Packages & Options" for full information on all models.

SPECIFICATIONS



HULL: T-Cut Diamond **DRAFT:** 22" / 0.6m
STANDARD BALLAST: 800 lbs. / 363kg
MAXIMUM BALLAST: 3,700 lbs.* / 1,678kg



LENGTH: 20' / 6.10m
BEAM: 98" / 2.5m
WEIGHT: 3,500 lbs. / 1,588kg



CAPACITY: 11 people
POWER: 410 – 450 ft.-lbs. torque
FUEL: 38 gals. / 144L

*800 lbs. + 300 lbs. (bow tank) + 1,100 lbs. (Plug 'n' Play) + 1,500 lbs. (Power Wedge II)





“ ”

THIS IS THE WORLD'S BEST CROSSOVER.



Not only does it lay down flats for slalom and have a great wake for riding; it's also super-smooth to drive and handles like a sports car. If you want to do it all, take a close look at the 20 VTX. If Dad wants to slalom, the kids want to wakeboard, and Mom wants to surf, no one has to sacrifice their fun.

THOMAS DEGASPERI, Malibu Pro Team

WAKESETTER
22 VLX
MULTISPORT MACHINE



22
VLX

RACY

4,300
LBS.

SEATS
14



DESIGNED TO DELIVER



An ideal towboat for both pros and families, the Wakesetter 22 VLX—a brand-new model launched this past year and now full of 2016 upgrades—is as versatile as they come, with your choice of sport-specific hulls: Wake Plus for the absolute best wakes and waves in watersports, or Diamond for multisport wakes. Whatever your aims, this traditional-bow beauty's sporty versatility and undeniable agility are what make it Malibu pro Chad Sharpe's personal favorite. With its sleek proportions and racy handling, the 22 VLX is a blast out on the water. And while it's a total stunner, this boat is built with maximum fun in mind.



22 VLX

NEW FEATURES FOR 2016

- New helm seat
- New upholstery
- New windshield design
- New G3.2 Tower hoop-color options
- Larger phone holder
- Phone profiles via Bluetooth
- Malibu-branded drop-in Igloo coolers

NEW OPTIONS FOR 2016

- New hydraulic Surf Gate with Surf Band wrist remote
- WakeView back-up camera
- Action-camera mounts on the transom
- Power-adjustable helm seat
- Fender locks
- Drain-plug sensors
- 300% brighter underwater lights
- Deckadence carpet
- 115v AC power inverter
- Dry-storage box in helm seat base
- New gel-coat and vinyl colors

See "Standard Packages & Options" for full information on all models.

SPECIFICATIONS



HULL: Wake Plus or Diamond **DRAFT:** 27" / 0.69m

STANDARD BALLAST: 950 lbs. / 431kg

MAXIMUM BALLAST: 3,900 lbs.** / 1,769kg



LENGTH: 21'10" / 6.65m

BEAM: 102" / 2.59m*

WEIGHT: 4,300 lbs. / 1,950kg



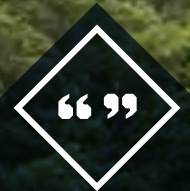
CAPACITY: 14 people

POWER: 410 – 575 ft.-lbs. torque

FUEL: 46 gals. / 174L

*For our Australian customers, beam is 98" / 2.49m.
**950 lbs. + 350 (bow tank) + 1,100 lbs. (Plug 'n' Play) + 1,500 lbs. (Power Wedge II)





I'M ALWAYS PSYCHED TO HAVE A 22 VLX TO PLAY WITH.



The layout and interior are comfortable and luxurious. The wake is awesome, especially with the Power Wedge II, and it's perfect for pulling off my favorite tricks. And this boat is amazingly roomy for a 22-footer. I can always fit everybody and everything in it, no problem.

CHAD SHARPE, Malibu Pro Team



WAKESETTER
23 LSV
ALL-TIME BESTSELLER



THE FIERCEST COMPETITOR



One look at the Wakesetter 23 LSV and it's easy to see why this machine is the industry's top seller: it hits the sweet spot where size, versatility, performance, and luxury all join forces to create the total package. As refined as it is state-of-the-art, as powerful as it is beautiful, the 23 LSV dominates the market, continually outselling —by at least 200 percent—and outperforming all contenders. Malibu pro athletes Stacia Bank and Tarah and Cobe Mikacich consider the 23 LSV the perfect towboat. This 23-footer's unmatched performance, stability, quality, and safety, no matter the conditions, are simply unbeatable out on the water. One session is all you need to know the truth.



23
LSV

SWEET
SPOT

4,500
LBS.

SEATS
15



23 LSV

NEW FEATURES FOR 2016

- New helm seat
- New upholstery
- New windshield design
- New G3.2 Tower hoop-color options
- Larger phone holder
- Phone profiles via Bluetooth
- Malibu-branded drop-in Igloo coolers

NEW OPTIONS FOR 2016

- New hydraulic Surf Gate with Surf Band wrist remote
- WakeView back-up camera
- Action-camera mounts on the transom
- Power-adjustable helm seat
- Fender locks
- Drain-plug sensors
- 300% brighter underwater lights
- Deckadence carpet
- Soft Grip flooring
- 115v AC power inverter
- Dry-storage box in helm seat base
- New gel-coat and vinyl colors

See "Standard Packages & Options" for full information on all models.

SPECIFICATIONS



HULL: Wake Plus or Diamond **DRAFT:** 27" / 0.69m
STANDARD BALLAST: 1,000 lbs. / 454kg
MAXIMUM BALLAST: 3,950 lbs.* / 1,792kg



LENGTH: 23' / 7.01m
BEAM: 102" / 2.59m
WEIGHT: 4,500 lbs. / 2,041kg



CAPACITY: 15 people
POWER: 410 – 575 ft.-lbs. torque
FUEL: 67 gals. / 254L

*1,000 lbs. + 350 (bow tank) + 1,100 lbs. (Plug 'n' Play) + 1,500 lbs. (Power Wedge II)





THIS IS THE BOAT I HAVE DOCKED AT HOME.



The 23 LSV has a perfectly shaped wake, plus the new Power Wedge II makes it so easy to go huge. It's also got an incredible Surf Gate wave, and transfers are so much easier with the new Surf Band wrist remote, because I'm always in charge of every aspect of my wave.

BRIAN GRUBB, Malibu Pro Team

WAKESETTER
25 LSV
THE AGILE GIANT



25
LSV

EPIC

5,600
LBS.

SEATS
19

60



GO BIGGER THAN EVER BEFORE



The massive Wakesetter 25 LSV is brand-new for 2016—and built to deliver the ultimate wake. Every pro athlete who's shredded behind this 25-footer says it kicks up what are unmistakably the biggest, cleanest wakes and waves they've ever experienced. In fact, Malibu riders Jeff Langley and Brian Grubb laid claim to this monster after their first day out, unable to stop raving about it. Thanks to our engineering and design teams, the gigantic proportions compromise nothing when it comes to performance. Agile on the water, the 25 LSV handles like a dream.

61



NEW FEATURES FOR 2016

- New helm seat
- New upholstery
- New windshield design
- New G3.2 Tower hoop-color options
- New USB outlets in the cockpit
- Larger phone holder
- Phone profiles via Bluetooth
- Malibu-branded drop-in Igloo coolers

NEW OPTIONS FOR 2016

- New hydraulic Surf Gate with Surf Band wrist remote
- WakeView back-up camera
- Action-camera mounts on the transom
- Power-adjustable helm seat
- Reversible WakeView rear bench
- Fender locks
- Drain-plug sensors
- 300% brighter underwater lights
- Deckadence carpet
- Soft Grip flooring
- 115v AC power inverter
- Dry-storage box in helm seat base
- New gel-coat and vinyl colors

See "Standard Packages & Options" for full information on all models.

SPECIFICATIONS



HULL: Wake Plus **DRAFT:** 27" / 0.7m
STANDARD BALLAST: 1,475 lbs. / 669kg
MAXIMUM BALLAST: 4,825 lbs.* / 2,189kg



LENGTH: 25' / 7.62m
BEAM: 102" / 2.6m
WEIGHT: 5,600 lbs. / 2,540kg



CAPACITY: 19 people
POWER: 410 – 575 ft.-lbs. torque
FUEL: 77 gals. / 291L

*1,475 lbs. + 350 lbs. (bow tank) + 1,500 lbs. (Plug 'n' Play) + 1,500 lbs. (Power Wedge II)



“ ”

THERE'S NOTHING THAT COMPARES.



With its huge, barreling surf wave, truly massive wake, and all of the awesome 2016 upgrades, the new 25 LSV is the boat of my dreams. You've got to experience it to believe it. Straight out of the box, the wake is unbelievable. Add the Power Wedge II and fill the ballast systems and it's supernatural.

JEFF LANGLEY, Malibu Pro Team





WAKESSETTER
20 MXZ
SUPER SPORT



MIX MASTER



The Wakesetter 20 MXZ is a compact powerhouse designed for those who want an incredibly nimble do-it-all boat that kicks up superior wakes while offering maximized seating and storage. The 20 MXZ's aggressive pickle-fork design pushes the 20-foot category farther than ever before, with the largest combined bow-and-lounge area available in its class. You won't find another watersports towboat this roomy, this luxurious, and this easy to trailer and store in the garage until your next adventure. Responsive, muscular, and a pleasure to drive, the mighty 20 MXZ gives you Malibu's legendary luxury and high performance without sacrificing a thing.



20 MXZ

PRECISION

4,000
LBS.

SEATS
13



20 MXZ

NEW FEATURES FOR 2016

- New helm seat
- New upholstery
- New windshield design
- New G3.2 Tower hoop-color options
- Larger phone holder
- Phone profiles via Bluetooth
- Malibu-branded drop-in Igloo coolers

NEW OPTIONS FOR 2016

- New hydraulic Surf Gate with Surf Band wrist remote
- WakeView back-up camera
- Action-camera mounts on the transom
- Power-adjustable helm seat
- Fender locks
- Drain-plug sensors
- 300% brighter underwater lights
- Deckadence carpet
- 115v AC power inverter
- Dry-storage box in helm seat base
- New gel-coat and vinyl colors

See "Standard Packages & Options" for full information on all models.

SPECIFICATIONS



HULL: Wake Plus **DRAFT:** 27" / 0.69m
STANDARD BALLAST: 800 lbs. / 363kg
MAXIMUM BALLAST: 3,700 lbs.* / 1,678kg



LENGTH: 20' / 6.10m
BEAM: 100" / 2.54m
WEIGHT: 4,000 lbs. / 1,814kg



CAPACITY: 13 people
POWER: 410 – 450 ft.-lbs. torque
FUEL: 40 gals. / 151L

*800 lbs. + 300 lbs. (bow tank) + 1,100 lbs. (Plug 'n' Play) + 1,500 lbs. (Power Wedge II)





THE 20 MXZ PACKS SUCH A BIG PUNCH...



for such a small package, it's hard to believe. It performs like the 22 and 24 MXZs, but its size helps make it even more responsive. And like those boats, it consistently delivers a clean wake and a gorgeous surf wave, but with the Power Wedge II the wake is bigger and better than ever.

TARAH MIKACICH, Malibu Pro Team

WAKESETTER
22 MXZ
CELEBRITY TOWBOAT



22
MXZ

AGGRESSIVE

4,400
LBS.

SEATS
14



THE PICKLE FORK OF THE PROS



Meet the boat that made Malibu history. When it was first launched, the Wakesetter 22 MXZ set the record for first-year sales, flying off showroom floors everywhere. It's now known for pulling pros as the official towboat of the Red Bull Wake Open. The 22 MXZ is also the boat of choice for Malibu stars Massi Piffaretti, Dallas Friday, Parker Siegele, and Amber Wing, plus it pulled every rider in Malibu's 2015 Evolution Pro Series events. The greatest athletes in watersports will tell you that this is a boat to be reckoned with, equipped with everything you need to reach your personal best, whether you're riding world-class wakes or surfing huge, barreling waves.



22 MXZ

NEW FEATURES FOR 2016

- New helm seat
- New upholstery
- New windshield design
- New G3.2 Tower hoop-color options
- Larger phone holder
- Phone profiles via Bluetooth
- Malibu-branded drop-in Igloo coolers

NEW OPTIONS FOR 2016

- New hydraulic Surf Gate with Surf Band wrist remote
- WakeView back-up camera
- Action-camera mounts on the transom
- Power-adjustable helm seat
- Fender locks
- Drain-plug sensors
- 300% brighter underwater lights
- Deckadence carpet
- 115v AC power inverter
- Dry-storage box in helm seat base
- New gel-coat and vinyl colors

See "Standard Packages & Options" for full information on all models.

SPECIFICATIONS



HULL: Wake Plus **DRAFT:** 27" / 0.69m
STANDARD BALLAST: 950 lbs. / 431kg
MAXIMUM BALLAST: 3,900 lbs.* / 1,769kg



LENGTH: 21'11" / 6.68m
BEAM: 102" / 2.59m
WEIGHT: 4,400 lbs. / 1,996kg



CAPACITY: 14 people
POWER: 410 – 575 ft.-lbs. torque
FUEL: 46 gals. / 174L

*950 lbs. + 350 (bow tank) + 1,100 lbs. (Plug 'n' Play) + 1,500 lbs. (Power Wedge II)





“ ”

I HAVE SO MUCH FUN BEHIND THE 22 MXZ.



The size and shape of the wake is always huge and clean, and the boat is just the right size. Plus the new Power Wedge II is amazing. Drop it and fill the ballast systems and you're set for a ride like no other. I just love the way the 22 MXZ handles anything you want to do.

MASSI PIFFARETTI, Malibu Pro Team

WAKESETTER
24 MXZ
FULL-SIZE FANTASY



GET AN EPIC EDGE



24
MXZ

XL

4,800
LBS.

SEATS
18

One of the biggest, baddest towboats on the market, the high-performance Wakesetter 24 MXZ is veteran champion and Malibu Pro Team rider Phil Soven's go-to towboat, proof that you can go huge without sacrificing power, speed, or responsiveness. With Malibu's unequalled engineering and design in play, the 24 MXZ's handling is extraordinarily quick and nimble, allowing drivers to head out fully loaded and never lose that Malibu edge. This 24-foot pickle fork sends up the monstrous wakes that riders live for, plus you can dial them in perfectly based on your style.



24 MXZ

NEW FEATURES FOR 2016

- New helm seat
- New upholstery
- New windshield design
- New G3.2 Tower hoop-color options
- Larger phone holder
- Phone profiles via Bluetooth
- Malibu-branded drop-in Igloo coolers

NEW OPTIONS FOR 2016

- New hydraulic Surf Gate with Surf Band wrist remote
- WakeView back-up camera
- Action-camera mounts on the transom
- Power-adjustable helm seat
- Fender locks
- Drain-plug sensors
- 300% brighter underwater lights
- Deckadence carpet
- Soft Grip flooring
- 115v AC power inverter
- Dry-storage box in helm seat base
- New gel-coat and vinyl colors

See "Standard Packages & Options" for full information on all models.

SPECIFICATIONS



HULL: Wake Plus **DRAFT:** 27" / 0.69m

STANDARD BALLAST: 1,100 lbs. / 499kg

MAXIMUM BALLAST: 4,050 lbs.* / 1,837kg



LENGTH: 24'5" / 7.44m

BEAM: 102" / 2.59m

WEIGHT: 4,800 lbs. / 2,177kg



CAPACITY: 18 people

POWER: 410 – 575 ft.-lbs. torque

FUEL: 70 gals. / 265L

*1,100 lbs. + 350 (bow tank) + 1,100 lbs. (Plug 'n' Play) + 1,500 lbs. (Power Wedge II)



“ ”

THE 24 MXZ IS AMAZING.



The performance is incredible for its size, plus you have more than enough room for all your friends and gear. The wake is so sick, especially with the Power Wedge II, and it's easy to get dialed exactly how you want it. And with Surf Gate you get a huge wave with a nice lip.

OLI DEROME, Malibu Pro Team



SKI INTO THE 21ST CENTURY

With four world records and counting, the TXi is the official towboat of the Malibu Open and the flagship of our Response series, pulling the world's best pros to ever-bigger wins on the industry's flattest wakes—and it just keeps getting better. Malibu's focus on its world-class ski pedigree is stronger than ever, and the TXi remains the boat to beat.



TXI



LXR





RESPONSE
TXI
SKI DEMON



FLAT-OUT FUN



Four world records and counting have been set behind the Response TXi, a gorgeous boat known for laying out those perfect, flat wakes that waterskiers live for. With the laserlike tracking of its three-finned T-Cut Diamond hull providing best-in-class handling, the TXi is seriously hot in the pro waterskiing world.

Out on the water, you can expect unparalleled performance at any line length and skill level. In fact, pro slalom champions Regina Jaquess, Will Asher, and Thomas Degasperi all tap the TXi as the best ski boat out there. But this tournament machine is also easily equipped with the Auto-Set Wedge to become a multidimensional boat the whole family can get behind.



SINCE DAY ONE WITH MALIBU...



and the amazing TXi, it has been nothing but setting new standards. To be the person to push the limit is incredible. But I don't get there by myself. I have the mentality to know the next buoy is possible, but I also have the family at Malibu, who support me and push me to break the limits. And with my team and the TXi, new world records become our reality.

REGINA JAQUESS, Malibu Pro Team



TXI

FLAT
WAKES

2,900
LBS.

SEATS
9



TXI

NEW FEATURES FOR 2016

New upholstery
New G3.2 Tower hoop-color options

NEW OPTIONS FOR 2016

Action-camera mounts on the transom
Drain-plug sensors
300% brighter underwater lights

See "Standard Packages & Options" for full information on all models.

SPECIFICATIONS



HULL: T-Cut Diamond **DRAFT:** 22" / 0.6m

MAXIMUM BALLAST: 1,000 lbs.* / 454kg



LENGTH: 20'6" / 6.25m

BEAM: 93.5" / 2.37m

WEIGHT: 2,900 lbs. / 1,315kg



CAPACITY: 9 people

POWER: 350 – 450 ft.-lbs. torque

FUEL: 40 gals. / 151L

*1,000 lbs. (Auto-Set Wedge)



RESPONSE LXR

UNPARALLELED PERFORMANCE

The Response LXR exemplifies Malibu's world-class performance and luxury as it handles like a dream on its Diamond hull and lays down super-flat slalom wakes.

SPECIFICATIONS



HULL: Diamond

DRAFT: 22" / 0.6m

MAXIMUM BALLAST: 1,000 lbs.* / 454kg



LENGTH: 19'10" / 6.05m

BEAM: 90" / 2.3m

WEIGHT: 2,500 lbs. / 1,134kg



CAPACITY: 8 people

POWER: 350 – 450 ft.-lbs. torque

FUEL: 33 gals. / 125L

*1,000 lbs. (Auto-Set Wedge)



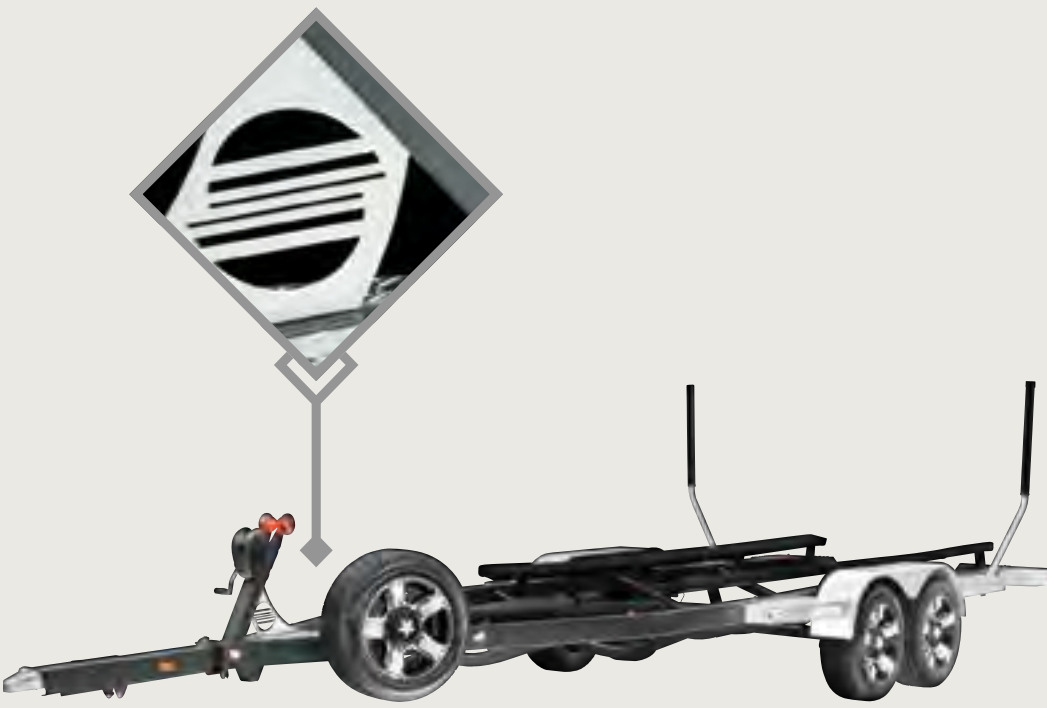
MALIBU TRAILERS

The best towboats in the world need the best trailers in the world, so we're excited to now offer custom Malibu trailers, brand-new for 2016. What sets Malibu trailers apart from the rest? World-class craftsmanship. Our team of expert artisans has more than 100 years' combined experience designing and building trailers, and their work defines state-of-the-art. In our quest to bring as much production in-house as possible, we build our trailers in a dedicated facility at our Loudon, Tennessee, headquarters, so that we can increase and control quality while reducing costs. Malibu trailers offer endless customization, from the exact gel coat you want to high-end custom wheels to fenders and beyond. You can match your trailer to your boat like never before, because it's all Malibu.



WORLD-CLASS CRAFTSMANSHIP

- 1. Premium industry-standard steel for all frame parts.
- 2. Jigs and fixtures used to create consistent weld and axle placement, eliminating margin of error and ensuring axles and crossmembers are precision-placed.
- 3. All trailers are produced through the same model-specific frame jig, ensuring that frames, steps, crossmembers, and axles are flat, straight, and square, which is especially important for axle location and squareness (affecting how well a trailer tows behind your vehicle) and crossmember/bunk-tab location (affecting how well your boat loads on your trailer).
- 4. Bow-stand brace features bow step and the Malibu emblem, which matches your fender color choice when you opt for a two-tone trailer.
- 5. Fender steps are fully welded to the trailer frame. Other manufacturers use a rubber bond at the top of the step and weld only at the bottom.
- 6. Top-quality DuPont urethane-based paints and primer used, with side-draft paint booths, to prevent overspray on two-tone trailers, and rotating carts, to ensure excellent coverage, coat thickness, and consistency.
- 7. Rear corners, where main frames meet propeller guard, are mitered instead of butt-welded, in order to provide better, stronger welds, improve weld aesthetics, and negate the need for an additional plate welded to the end of the main frame.
- 8. Tandem/tri-axle fenders have a center support brace to prevent the fender from bowing when stepped on.



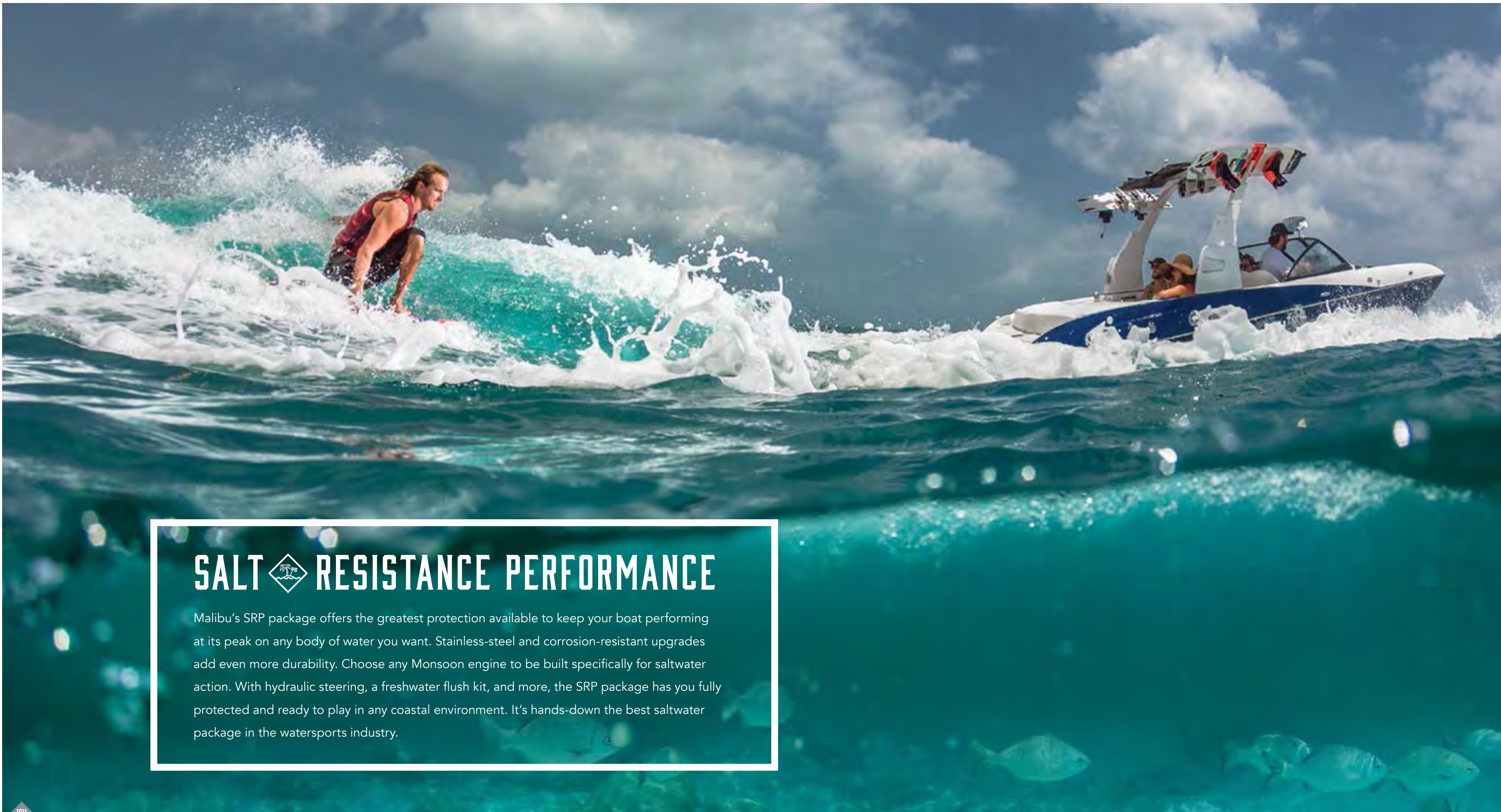
TRAILERS

STANDARD

- 5-Year Limited Warranty
- NMMA-Certified
- Tubular-Steel Design
- XR84 Self-Latching Actuator
- Swing Tongue
- Torsion Axles w/ Vault Bearing Lubrication
- Hydraulic Surge Disc Brakes, All Axles
- SS Aluminum-Coated Brake Lines
- Sendel T13 Alloy Wheel (Black/Chrome)
- Grand Ride Radial Trailer Tires
- Backlit Logo, Front Step
- Surface Mount GLO-Lamp LED Brake Lamps
- Surface Mount GLO-Lamp LED Reverse Lamps
- 7-Round Tow Vehicle Plug
- Waterproof Wire Harness
- 1,400-pound XLT Winch
- Bow Safety Strap
- 1,600-pound F2 Single-Wheel Jack
- SeaDek Non-Skid Mat
- Polyurethane Bow Roller
- Removable Guidepost
- Prop Guard Rollers w/ SS Roller
- Detergent/Iron-Phosphate Frame Pre-Treatment
- Urethane Primer
- Urethane Top Coat

UPGRADE OPTIONS

- 18" Black (XD818 Heist)
- 18" Chrome (XD818 Heist)
- 18" RockStar
- Painted Trim Inserts (any color, including metallic)
- Spare Tire Carrier, Side Mount (default)
- Spare Tire/Rotor Carrier Locking, Side Mount 5-Lug
- Spare Tire/Rotor Carrier Locking, Side Mount 6-Lug
- Spare Tire Carrier, Under Hull
- Spare Tire Wheel Assembly, 14" Alloy
- Spare Tire Wheel Assembly, 15" 225D Alloy
- Spare Tire Wheel Assembly, 15" 225E Alloy
- Spare Tire Wheel Assembly, 18" Black
- Spare Tire Wheel Assembly, 18" Chrome
- Stainless-Steel Fenders (Single-Axle)
- Stainless-Steel Tandem Fenders
- Aluminum Tread Plate (Front & Rear Step Pads, A-Frame)
- Aluminum Tread Plate Fenders (Tandem/Tri-Axles, not SS)
- Two-Tone Paint (Frame Base; Steps and Fenders Accent, Bow Brace)
- Two-Tone Metallic (Frame Base; Steps and Fenders Accent, Bow Brace)
- Elite Shield Trailer
- Elite Shield Fenders
- Galvanized Frame w/ Painted-Over Elite Shield
- Painted-Over Elite Shield
- Transom Step
- Bow Step
- Clear Lens LED Lighting w/ Trim Rings
- Painted Light Trim Rings
- Runway Lighting
- Colored Runway Lights
- SS Retractable Transom Straps
- Electric Hydraulic Brakes
- Park Brakes



SALT RESISTANCE PERFORMANCE

Malibu's SRP package offers the greatest protection available to keep your boat performing at its peak on any body of water you want. Stainless-steel and corrosion-resistant upgrades add even more durability. Choose any Monsoon engine to be built specifically for saltwater action. With hydraulic steering, a freshwater flush kit, and more, the SRP package has you fully protected and ready to play in any coastal environment. It's hands-down the best saltwater package in the watersports industry.

FEATURES

- Hydraulic steering
- Freshwater flush kit
- Stainless-steel gas shocks
- Anodized seat-base slide assembly
- Warming bin that drains to bilge
- Anodized or stainless-steel pylon
- Grounding & bonding of all components below water line
- Sacrificial anodes
- CRC & silicone sealant on all relevant components
- Harnesses & fasteners built for maximum corrosion resistance
- Dripless shaft seal
- SRP badging
- Wash-down tank (N/A with PNP ballast)





MALIBU DOWN UNDER

Our Australia operations are based in New South Wales, and Malibu has been the market-share leader in Australia and New Zealand since 1995. Malibu is also the only towboat manufacturer to run its own factory outside of the U.S. This serious infrastructure investment means huge cost savings for consumers, as well as superior customer service, whereas our competitors charge Oceania customers much more to cover their shipping costs. And, of course, watersports are extremely popular Down Under, producing great athletes like our very own Amber Wing and Parker Siegele.



PHIL SOVEN SIGNATURE EDITION

Malibu is proud to honor Pro Team member, wakeboarding legend, and seven-time world champion Phil Soven with his very own signature-edition boat, designed by Phil and the team at Malibu. With so many season titles under his belt, Soven attributes part of his long-term success to training behind Malibu's MXZ series, so he was extremely excited to design his own edition. The Soven Signature Edition is available now on the 22 MXZ and 24 MXZ.



FEATURES

- Choice of Black Gel or White Gel scheme
- Choice of Light Interior or Dark Interior scheme
- Unique swimboard styling with Crystal Red Metallic deck
- Crystal Red Metallic Wakesetter and hull-side Malibu decals
- Soven Edition custom graphics
- Soven Edition monogramming on driver's seat and rear lean-back

THE SOVEN HIT LIST

- Pro Tour championships: 5
- King of Wake championships: 5
- WWA World Series championships: 7
- Total wins in major pro events: 70+



MALIBU EVOLUTION PRO SERIES

Conceived by Malibu in partnership with the World Wakeboard Association to drive the evolution of the sport through elite competition, Malibu's Evolution Pro Series takes place in Cancun, Tokyo, and Houston, bringing the best athletes in the sport to some of its most amazing venues. While competing in the three-event series, with a separate overall purse of \$20,000, competitors also earn points in the overall WWA Wakeboard World Series. In keeping with Malibu's mission, the Cancun Pro is innovative and first-class in every way, from the venues and the official Wakesetter towboats to the competitions and the star treatment given to both the athletes and the fans. The Evolution Pro Series enables Malibu to bring the best events and the best boats to the sport we love. We hope to see you out there in 2016!

MALIBU HAS FANS WITH MILLIONS OF FANS



TROY GENTRY

Multi-platinum country star,
half of Montgomery Gentry




JAKE OWEN

Multi-platinum
country singer-songwriter

CHASE ELLIOTT

NASCAR Xfinity
Series Champion



T.J. DILLASHAW

Reigning UFC
World Champion



LEVI LAVALLEE

Snowmobile racer, eight-time
X Games gold medalist



RAPH DEROME
@raphderome

MASSI PIFFARETTI
@massipiffa

JEFF LANGLEY
@jefflangley_

PHIL SOVEN
@philsoven

BRIAN GRUBB
@briankgrubb

OLI DEROME
@oliderome

COBE MIKACICH
@cobemik

REGINA JAQUESS
@regina_jaques

TARAH MIKACICH
@tarahmik

WILL ASHER
@willasher

CHAD SHARPE
@chadsharpe

THOMAS DEGASPERI
@thomasdegasperi

DALLAS FRIDAY
@dallas_friday

PARKER SIEGELE
@parkersiegele

STACIA BANK
@staciabank

AMBER WING
@amberwing

Not pictured: Sanghyun Yun, @sanghyunyun



MALIBU LIFE

@MALIBUBOATS + FACEBOOK.COM/MALIBUBOATSFAN + #THETRUTHISONTHEWATER



GEL-COAT COLORS



METALLICS

Malibu's exclusive "Build a Boat" feature lets you customize your boat's gel coat and vinyl. With 12 metallics and 15 solids to choose from, your options are pretty much endless.

- | | |
|---------------------------------|---------------------------|
| 1. Crystal Red Metallic | 7. Purple Metallic |
| 2. Stratosphere Blue Metallic | 8. Hot Orange Metallic |
| 3. Malibu Green Metallic | 9. Dark Blue Metallic |
| 4. Machine Silver Metallic | 10. Charcoal Metallic |
| 5. Sunny Summer Yellow Metallic | 11. Mocha Bronze Metallic |
| 6. Black Metallic | 12. Pink Diamond Metallic |



SOLIDS

Go classic, go wild, go any way you want. It's up to you. And don't forget the possibilities of a custom Malibu trailer. A two-tone trailer with metallic steps and fenders is available for every model.

- | | | |
|------------------------|---------------|-------------------|
| 1. Light Graphite | 6. Reuben | 11. Moonbeam |
| 2. Sunny Summer Yellow | 7. Driftwood | 12. Malibu Green |
| 3. Hot Orange | 8. Indy Red | 13. Dark Blue |
| 4. White | 9. Vapor Blue | 14. Ebony |
| 5. Charcoal | 10. Sandstone | 15. Midnight Blue |



1

ROCKFORD FOSGATE M2 12-INCH SUBWOOFER

Designed for free-air/infinite-baffle applications. UV- and moisture-resistant.



2

SOFT GRIP FLOORING

Our Soft Grip flooring adds comfort, grip, durability, and an ultrapremium look and feel to your Malibu's interior and swimdeck.



3

POWER-ADJUSTABLE HELM SEAT

We took our ridiculously comfortable helm seat and added motorized lift, so you can not only get the height dialed just right for you; you can also get a boost for enhanced visibility when running under full ballast and pulling a rider.

CARPET

Choose the versatility of our Wet Tek fiberglass floor with removable Malibu-logo carpet or optional Super Fusion or Deckadence mat. Super Fusion retains less water and heat and features superior durability in saltwater environments.



4

SWIMSTEP LIGHTS

Now 300 percent brighter, white, blue, or green lights can be mounted on the transom beneath the swimstep. Each of the two lights contains nine high-power LEDs.

5



DOCKING LIGHTS

Docking lights feature 18 bright-white LEDs that emit an X-shaped beam. Expands the visible area and consumes much less power than traditional halogen.

6



7

TELESCOPIC LADDER

Malibu's retractable ladder is a family-friendly option that makes the trip from the water to the swimdeck or bow effortless.



8

POP-OUT HOT-WATER SHOWER

Easy access for a pre- or post-ride rinse, with full temperature adjustability.



9

REVERSIBLE WAKEVIEW REAR BENCH

Available exclusively on the all-new Wakesetter 25 LSV, the reversible WakeView rear bench goes from forward-facing to rider-facing in a snap, with minimal effort.

SPORT DASH WITH ANALOG CONTROL DIAL

The analog control dial, for the Surf Gate, Power Wedge II, speed, and stereo, is a great convenience, allowing the driver to control all of the above with one hand—and without taking their eyes off the water.

10



WAKEVIEW BACK-UP CAMERA

This high-definition rear-view camera is located on the transom, so you can always keep an eye on what's happening behind the boat, for increased safety. Footage is viewable live or recorded on the MaliView screen.

11



STANDARD PACKAGES + OPTIONS

ENGINES	LXR	TXI	20 VTX	20 MXZ	22 VLX	22 MXZ	23 LSV	24 MXZ	25 LSV
Wakesetter Monsoon 410 6.2L	N/A	N/A	OPT	OPT	OPT	OPT	OPT	OPT	OPT
Wakesetter Monsoon 450 6.2L	N/A	N/A	OPT	OPT	OPT	OPT	OPT	OPT	OPT
Wakesetter Monsoon 575 6.2L Supercharged	N/A	N/A	N/A	N/A	OPT	OPT	OPT	OPT	OPT
Response Monsoon 350 5.7L CAT	OPT	OPT	N/A	N/A	N/A	N/A	N/A	N/A	N/A
Response Monsoon 409 6.0L CAT	OPT	OPT	N/A	N/A	N/A	N/A	N/A	N/A	N/A
Response Monsoon 450 6.0L HO CAT	OPT	OPT	N/A	N/A	N/A	N/A	N/A	N/A	N/A

ENGINE OPTIONS	LXR	TXI	20 VTX	20 MXZ	22 VLX	22 MXZ	23 LSV	24 MXZ	25 LSV
Closed Cooling	OPT	OPT	OPT	OPT	OPT	OPT	OPT	OPT	OPT
Exhaust - Stainless	OPT	OPT	N/A	N/A	N/A	N/A	N/A	N/A	N/A
Exhaust - STE (Silent Tip Exhaust)	OPT	OPT	OPT	OPT	OPT	OPT	OPT	OPT	OPT
Flush Kit - Transom Install	OPT	OPT	OPT	OPT	OPT	OPT	OPT	OPT	OPT
Mufflers - Silent Rider	STD	STD	STD	STD	STD	STD	STD	STD	STD
Prop - High-Altitude	N/A	N/A	OPT	OPT	OPT	OPT	OPT	OPT	OPT
Prop - Torque	N/A	N/A	OPT	OPT	OPT	OPT	OPT	OPT	OPT
SRP Saltwater Pkg	OPT	OPT	OPT	OPT	OPT	OPT	OPT	OPT	OPT
Shaft Seal - Water-cooled	STD	STD	STD	STD	STD	STD	STD	STD	STD
Sea Strainer	OPT	OPT	STD	STD	STD	STD	STD	STD	STD
Heater - 2 or 3 Outlet	OPT	OPT	OPT	OPT	OPT	OPT	OPT	OPT	OPT
Heater - 2 Add'l Outlets	N/A	N/A	N/A	N/A	N/A	N/A	N/A	OPT	OPT
Shower - Hot Water	OPT	OPT	OPT	OPT	OPT	OPT	OPT	OPT	OPT

STEREO COMPONENTS	LXR	TXI	20 VTX	20 MXZ	22 VLX	22 MXZ	23 LSV	24 MXZ	25 LSV
Satellite Radio - Sirius	OPT	OPT	OPT	OPT	OPT	OPT	OPT	OPT	OPT
Rockford Fosgate Stereo, Remote, RF Speakers Based on Model	OPT	OPT	OPT	OPT	OPT	OPT	OPT	OPT	OPT
Transom Stereo Remote Control	OPT	OPT	OPT	OPT	OPT	OPT	OPT	OPT	OPT
12" Rockford Subwoofer (w/ Amp)	OPT	OPT	OPT	OPT	OPT	OPT	OPT	OPT	OPT
Rear Lounge Switch (MUX)	N/A	N/A	OPT	OPT	OPT	OPT	OPT	OPT	OPT

TOWERS & ACCESSORIES	LXR	TXI	20 VTX	20 MXZ	22 VLX	22 MXZ	23 LSV	24 MXZ	25 LSV
G3.2 Latching Tower (Black w/ Pair Spinner Comb-fork Racks)	N/A	OPT	STD	STD	STD	STD	STD	STD	STD
G4 Tower (Black w/ Pair Spinner Comb-fork Racks, LED Dome Lights, 2 Tower Lights)	N/A	N/A	N/A	OPT	OPT	OPT	OPT	OPT	OPT
Color - Tower Upgrade (White, Indy Red, Dark Blue, Charcoal)	N/A	OPT	OPT	OPT	OPT	OPT	OPT	OPT	OPT
XTP - Tower (Xtreme)	N/A	OPT	N/A	N/A	N/A	N/A	N/A	N/A	N/A
Lights - 4 (G3.2 - White, Black)	N/A	OPT	OPT	OPT	OPT	OPT	OPT	OPT	OPT
Lights - 2 (G4 - White, Black)	N/A	OPT	OPT	OPT	OPT	OPT	OPT	OPT	OPT
Mirror - PTM Panoramic 140-degree Billet (G3.2 - White, Indy Red, Dark Blue, Charcoal)	N/A	OPT	OPT	OPT	OPT	OPT	OPT	OPT	OPT
Name Plate	N/A	OPT	OPT	OPT	OPT	OPT	OPT	OPT	OPT
Rack - PTM Clamping Spinner Slide-off	N/A	OPT	OPT	OPT	OPT	OPT	OPT	OPT	OPT
Rack - Spinner Combo Slide-off	N/A	OPT	OPT	OPT	OPT	OPT	OPT	OPT	OPT
Rack - Fixed Combo Slide-off	N/A	OPT	OPT	OPT	OPT	OPT	OPT	OPT	OPT
Rack - Slide-off Waterski (by side or pair)	N/A	OPT	OPT	OPT	OPT	OPT	OPT	OPT	OPT
G-Force Speakers - Wet Sounds Icon 8 (2 Pair, G3.2/G4, White, Black)	N/A	OPT	OPT	OPT	OPT	OPT	OPT	OPT	OPT
G-Force Speakers - Wet Sounds Rev 8 w/ Horn (2 Pair, G3.2/G4, White, Black)	N/A	OPT	OPT	OPT	OPT	OPT	OPT	OPT	OPT
Speakers - Swivel Mounts (1 or 2 Sets)	N/A	OPT	OPT	OPT	OPT	OPT	OPT	OPT	OPT
Amplifier Tower Speakers - RF 2-Channel 500w (Req w/ WS Horns)	N/A	OPT	OPT	OPT	OPT	OPT	OPT	OPT	OPT

WAKE TECHNOLOGY	LXR	TXI	20 VTX	20 MXZ	22 VLX	22 MXZ	23 LSV	24 MXZ	25 LSV
Ballast Hi Flo - Bow Malibu Launch System	N/A	N/A	OPT	OPT	OPT	OPT	OPT	OPT	OPT
Ballast Hi Flo - Midship Malibu Launch System	N/A	N/A	STD	STD	STD	STD	STD	STD	STD
Ballast Hi Flo - Rear Malibu Launch System	N/A	N/A	STD	STD	STD	STD	STD	STD	STD
Ballast Hi Flo - Rear Plug 'N' Play Plumbing	N/A	N/A	OPT	OPT	OPT	OPT	OPT	OPT	OPT
Wedge Plate	OPT	OPT	OPT	OPT	OPT	OPT	OPT	OPT	OPT
Manual Polished Wedge	OPT	OPT	OPT	OPT	OPT	OPT	OPT	OPT	OPT
Power Wedge II (hydraulic)	N/A	N/A	OPT	OPT	OPT	OPT	OPT	OPT	OPT
Surf Gate (hydraulic)	N/A	N/A	OPT	OPT	OPT	OPT	OPT	OPT	OPT
Surf Band Wrist Remote	N/A	N/A	STD	STD	STD	STD	STD	STD	STD

COCKPIT OPTIONS	LXR	TXI	20 VTX	20 MXZ	22 VLX	22 MXZ	23 LSV	24 MXZ	25 LSV
WakeView Back-up Camera	N/A	N/A	OPT	OPT	OPT	OPT	OPT	OPT	OPT
Power-Adjustable Helm Seat	N/A	N/A	OPT	OPT	OPT	OPT	OPT	OPT	OPT
Reversible WakeView Rear Bench	N/A	N/A	N/A	N/A	N/A	N/A	N/A	N/A	OPT
Soft Grip Flooring	N/A	N/A	OPT	OPT	OPT	OPT	OPT	OPT	OPT
Depth-finder Module	OPT	OPT	STD	STD	STD	STD	STD	STD	STD
Malibu Touch Command (MTC w/ Keyless Start)	STD	STD	STD	STD	STD	STD	STD	STD	STD
MaliView 7" Dash Display System w/ Depth-finder	N/A	OPT	STD	N/A	N/A	N/A	N/A	N/A	N/A
MaliView 12.3" Dash Display System w/ Depth-finder & Bluetooth	N/A	N/A	N/A	STD	STD	STD	STD	STD	STD
Sport Dash w/ Analog Control Dial	N/A	N/A	N/A	OPT	OPT	OPT	OPT	OPT	OPT
Mobile Device Gateway	OPT	OPT	OPT	N/A	N/A	N/A	N/A	N/A	N/A
Seat Bolster - Flip-up (Driver's)	STD	STD	STD	STD	STD	STD	STD	STD	STD
Windshield Mirror - PTM Panoramic 140-degree Billet	OPT	OPT	OPT	OPT	OPT	OPT	OPT	OPT	OPT
Nonskid - Deck Trac (Complete Deck Kit)	N/A	N/A	OPT	OPT	OPT	OPT	OPT	OPT	OPT
WakeView Seating	N/A	N/A	N/A	N/A	OPT	OPT	STD	STD	N/A
Side-mount Cockpit Table	N/A	N/A	OPT	OPT	OPT	OPT	OPT	OPT	OPT
Seat Heater - Driver's	OPT	OPT	OPT	OPT	OPT	OPT	OPT	OPT	OPT
Speed Control Precision Pro	STD	STD	STD	STD	STD	STD	STD	STD	STD
Zero Off GPS System	N/A	N/A	STD	STD	STD	STD	STD	STD	STD
Zero Off GPS Speed Control/Navigation-chart Plotting	N/A	N/A	N/A	OPT	OPT	OPT	OPT	OPT	OPT
Zero Off 3-Event System	OPT	OPT	N/A	N/A	N/A	N/A	N/A	N/A	N/A
Snap-out Carpet Insert	N/A	N/A	STD	STD	STD	STD	STD	STD	STD
Snap-out Carpet Insert w/ Malibu Logo	N/A	N/A	OPT	OPT	OPT	OPT	OPT	OPT	OPT
Superfusion Mat	N/A	N/A	OPT	OPT	OPT	OPT	OPT	OPT	OPT
Deckadence Mat	N/A	N/A	OPT	OPT	OPT	OPT	OPT	OPT	OPT

LIGHTING OPTIONS	LXR	TXI	20 VTX	20 MXZ	22 VLX	22 MXZ	23 LSV	24 MXZ	25 LSV
Light - Pop-up Bow	OPT	OPT	OPT	N/A	OPT	N/A	OPT	N/A	OPT
Lights - Docking (Pair, Stainless)	N/A	N/A	OPT	OPT	OPT	OPT	OPT	OPT	OPT
Lights - Transom Underwater (Pair - Green, Blue, or White)	OPT	OPT	OPT	OPT	OPT	OPT	OPT	OPT	OPT

HARDWARE	LXR	TXI	20 VTX	20 MXZ	22 VLX	22 MXZ	23 LSV	24 MXZ	25 LSV
Telescopic Ladder	OPT	OPT	OPT	OPT	OPT	OPT	OPT	OPT	OPT
Pull-up Cleats - 2 Pairs	OPT	OPT	OPT	OPT	OPT	OPT	OPT	OPT	OPT
Pull-up Cleats - Forward Pair for MXZ (Tying Anchor Line)	N/A	N/A	N/A	OPT	N/A	OPT	N/A	OPT	N/A
Pylon - Optional, Center (VTX Cut Diamond Hull Only)	N/A	N/A	OPT	N/A	N/A	N/A	N/A	N/A	N/A
Fire-suppression System	OPT	OPT	OPT	OPT	OPT	OPT	OPT	OPT	OPT
Fender Locks	N/A	N/A	OPT	OPT	OPT	OPT	OPT	OPT	OPT
Battery Charger	OPT	OPT	OPT	OPT	OPT	OPT	OPT	OPT	OPT
Action-Camera Mount	OPT	OPT	OPT	OPT	OPT	OPT	OPT	OPT	OPT
Power Inverter	N/A	N/A	OPT	OPT	OPT	OPT	OPT	OPT	OPT
Drain-Plug Sensors	OPT	OPT	OPT	OPT	OPT	OPT	OPT	OPT	OPT

MISC OPTIONS	LXR	TXI	20 VTX	20 MXZ	22 VLX	22 MXZ	23 LSV	24 MXZ	25 LSV
CE Package	OPT	OPT	OPT	OPT	OPT	OPT	OPT	OPT	OPT
Canadian Transport Plate	OPT	OPT	OPT	OPT	OPT	OPT	OPT	OPT	OPT
Wash-down Kit	N/A	N/A	OPT	OPT	OPT	OPT	OPT	OPT	OPT
Life Without Limits Album (Boat Build)	OPT	OPT	OPT	OPT	OPT	OPT	OPT	OPT	OPT
Diamond Hull	STD	STD	STD	N/A	OPT	N/A	OPT	N/A	N/A

CANVAS COVERS	LXR	TXI	20 VTX	20 MXZ	22 VLX	22 MXZ	23 LSV	24 MXZ	25 LSV
Boat Cover - Commercial Sewing (Gray)	OPT	OPT	OPT	OPT	OPT	OPT	OPT	OPT	OPT
Boat Cover - Great Lakes (Gray)	OPT	OPT	OPT	OPT	OPT	OPT	OPT	OPT	OPT
Tower Bimini - Commercial Sewing w/ Rope Storage	N/A	OPT	OPT	OPT	OPT	OPT	OPT	OPT	OPT
Tower Bimini - Commerical Sewing w/ Rope & Surfboard Storage	N/A	OPT	OPT	OPT	OPT	OPT	OPT	OPT	OPT
Tower Bimini - Z5 Cargo Bimini	N/A	N/A	N/A	OPT	OPT	OPT	OPT	OPT	OPT
Bimini - Commerical Sewing	OPT	OPT	N/A	N/A	N/A	N/A	N/A	N/A	N/A

TRAILERS	LXR	TXI	20 VTX	20 MXZ	22 VLX	22 MXZ	23 LSV	24 MXZ	25 LSV
Single Axle w/ Brakes	OPT	OPT	OPT	N/A	N/A	N/A	N/A	N/A	N/A
Tandem Axle w/ Brakes	OPT	OPT	OPT	OPT	OPT	OPT	OPT	OPT	OPT
TriAxle w/ Brakes	N/A	N/A	N/A	N/A	N/A	OPT	OPT	OPT	OPT





#THETRUTHISONTHEWATER + @MALIBUBOATS + MALIBUBOATS.COM

TENNESSEE

5075 Kimberly Way
Loudon, TN 37774
(865) 458-5478

CALIFORNIA

One Malibu Court
Merced, CA 95341
(209) 383-7469

AUSTRALIA

813 Hope Court
Albury, N.S.W. 2640
(02) 6040-1174

CONTACT US ANYTIME WITH QUESTIONS OR TO SCHEDULE A TOUR OF MALIBU GLOBAL HEADQUARTERS, IN TENNESSEE: [INFO@MALIBUBOATS.COM](mailto:info@malibuboats.com)

